

The memory of heritage: Donation from Ivo Padovan's legacy preserved at the Croatian Museum of Medicine and Pharmacy of the Croatian Academy of Sciences and Arts

Silvija Brkić Midžić¹, Stella Fatović-Ferenčić^{1,2}

¹ Croatian Museum of Medicine and Pharmacy, Croatian Academy of Sciences and Arts, Zagreb, Croatia

² The Division for the History of Medical Sciences, The Institute of the History and Philosophy of Science, Croatian Academy of Sciences and Arts, Zagreb, Croatia

OPEN ACCESS

Correspondence:

Silvija Brkić Midžić

hmmf@hazu.hr

orcid.org/0000-0002-0096-5510

This article was submitted to RAD
CASA - Medical Sciences
as the original article

Conflict of Interest Statement:

The authors declare that the research was conducted in the absence of any commercial or financial relationships that could be construed as a potential conflict of interest.

Received: 3 March 2021

Accepted: 14 April 2021

Published: 15 June 2021

Citation:

Brkić Midžić S, Fatović-Ferenčić S. The memory of heritage: Donation from Ivo Padovan's legacy preserved at the Croatian museum of medicine and pharmacy of the Croatian Academy of Sciences and Arts
RAD CASA - Medical Sciences.
547=54-55 (2021): 110-119
DOI: <https://dx.doi.org/10.21857/yjwrcd30y>

Copyright (C) 2021 Brkić Midžić S, Fatović-Ferenčić S. This is an open-access article distributed under the terms of the Creative Commons Attribution License (CC BY). The use, distribution or reproduction in other forums is permitted, provided the original author(s) and the copyright owner(s) are credited and that the original publication in this journal is cited, in accordance with accepted academic practice. No use, distribution or reproduction is permitted which does not comply with these terms.

ABSTRACT:

The Croatian Museum of Medicine and Pharmacy, at the Croatian Academy of Sciences and Arts, is home to the legacy of the Croatian otorhinolaryngologist Ivo Padovan. His legacy became part of the museum property in 2018-2020 by virtue of his wife Ivica Padovan and daughter Adriana Vincenca Padovan. The donated material is a valuable starting point for researching the history of medicine, that is, otorhinolaryngology, through the activities of a prominent representative of this clinical speciality. In this paper, we bring forward a preliminary statement on the content of the legacy, with a special emphasis on the digitised recording of a middle ear surgery from 1954, which was presented as part of the Zagreb event *Museum Night*, held on January 29, 2021.

KEYWORDS: Ivo Padovan – legacy, Croatian Museum of Medicine and Pharmacy, Croatian Academy of Sciences and Arts (HAZU), history of medicine, otorhinolaryngology, Croatia.

SAŽETAK:

MEMORIJA BAŠTINE: PREZENTACIJA DIJELA DONACIJE IZ OSTAVŠTINE IVE PADOVANA U FUNDUSU HRVATSKOG MUZEJA MEDICINE I FARMACIJE HRVATSKE AKADEMIJE ZNANOSTI I UMJETNOSTI

U Hrvatskom muzeju medicine i farmacije Hrvatske akademije znanosti i umjetnosti čuva se ostavština hrvatskog otorinolaringologa Ive Padovana. Ostavština Padovan postala je dijelom fundusa 2018. – 2020. godine zahvaljujući njegovoj supruzi Ivici Padovan i kćeri Adriani Vincenci Padovan. Darovana građa bogato je polazište za istraživanje povijesti medicine odnosno otorinolaringologije kroz djelatnost istaknutog predstavnika ove kliničke specijalnosti. U ovom radu donosimo preliminarno priopćenje o sadržaju ostavštine, s osobitim naglaskom na digitalizirani filmski zapis operacije srednjeg uha iz 1954. godine koji je bio predstavljen u okviru manifestacije *Noć muzeja* održane 29. siječnja 2021. godine.

KLJUČNE RIJEČI: Ivo Padovan – ostavština, Hrvatski muzej medicine i farmacije HAZU, povijest medicine, otorinolaringologija, Hrvatska

The Croatian Museum of Medicine and Pharmacy was founded following a decision of the Ministry of Culture of the Republic of Croatia on 7 July 2014, and constitutes the seventh museum unit within the Croatian Academy of Sciences and Arts. It is a unique museum which collects, preserves, documents and communicates Croatian biomedical heritage.¹⁻³ Although the efforts to musealise Croatian medical and pharmaceutical heritage began back in the 1940s, a specialized museum of biomedical sciences, which would be continuously open to the public, has to this day failed to come to life. This is all the more surprising because during the second half of the twentieth century, in accordance with global events, a new academic discipline developed in Croatia - museology. Museum material as material heritage is the fundamental determinant of museums as heritage institutions, while museum experts are given the task of recognising and interpreting the museality of heritage objects. Even though in this time of rapid development of digital technologies, museums are increasingly moving towards digitisation and virtual presentation, their activity is inconceivable without preserved tangible heritage which can be interpreted and presented in various ways: *The memory of heritage preserved in items or groups of items connects with the material aspect of their existence. Loss of formed material results in the loss of the authenticity of the memory bearer. (...) Musealisation is the process of opening the possibility for these items to live within a museological context.*⁴ These are the postulates which characterised the establishment of the Croatian Museum of Medicine and Pharmacy as a unique museum, so that Croatian medical and pharmaceutical heritage may be preserved and interpreted in a way that would enable promotion of medical professional and scientific identity as a segment of Croatian cultural heritage.⁵

The museum is required to have a permanent exhibition, unless this is not allowed due to sensitivity of the material.⁶ Therefore, the main strategic goal of the museum is to organise a permanent exhibition and make it available to the public. In the period from 2015 to 2019, complete project documentation was prepared for the reconstruction, renovation and design of the premises of the Croatian Museum of Medicine and Pharmacy on the ground floor of the Academy building at 24 Gundulićeva Street in Zagreb. While expecting a chance to apply for an investment tender for the implementation of the project, the museum performs its main business of collecting, protecting and expert processing of materials, while exhibiting in other institutions' premises. So far, five touring exhibitions have taken place: *Kaštel at its peak: advertising and packaging of medicines at the Kaštel factory in Zagreb in the 1930s and 1940s*⁷ (HAZU Library, 2016; Faculty of Pharmacy and Biochemistry, 2017; Urology Clinic at the Clinical Hospital Centre of the Sisters of Mercy, 2018), *Medicina sacra: venerating patron saints and the spiritual dimension of medicine*⁸ (The Croatian Catholic Medical Society, 2016 and ten other locations 2017 – 2019), *Museum time machine: A collection of tra-*

*ditional medicine as a framework for the exhibition space of the first Croatian museum of medicine*⁹ (The Strossmayer Gallery of Old Masters, HAZU, 2017; Faculty of Pharmacy and Biochemistry, 2017.), *The Diplomas of Croatian Physicians from the Collection of Diplomas and Charters of the Croatian Museum of Medicine and Pharmacy at HAZU*¹⁰ (Zagreb School of Medicine, 2017 – 2018) and *The Diplomas and Charters of Croatian Pharmacists from the Collection of the Croatian Museum of Medicine and Pharmacy at HAZU*¹¹ (Glyptothèque HAZU, 2019). The upcoming exhibition is entitled *Between Memory and History: Kogoj's Collection of Photographic Portraits and Honorary Charters* (Glyptothèque HAZU, 16 March – 18 April 2021).

The information on the work of the Croatian Museum of Medicine and Pharmacy at the Croatian Academy of Sciences and Arts and interesting facts from the history of biomedical sciences are regularly published on the museum's website¹² and on Facebook¹³. Along with the above mentioned, for museums, communication with experts and the general public is of crucial importance. The owner *bequeaths objects and documentation to the museum as a place where this material can be stored as part of collective memory, or a place where he or she can learn about the material basis of his or her identity through the preserved fragments, that which could otherwise be lost to oblivion.*¹⁴ Thus, a large part of the collected material reached the Croatian Museum of Medicine and Pharmacy through donations, about which several articles have been published so far.¹⁵⁻¹⁸ In this paper, we will attempt to present one of the largest and most complex collections from the Croatian Museum of Medicine and Pharmacy - the Otorhinolaryngological Collection. It is unique also because it was formed in its entirety after the founding of the museum, unlike the other fourteen museum collections, whose material mostly came from the Collection of the History of Medicine and Pharmacy at the Division for the History of Medical Sciences, which our museum took over when it was established. It is a collection which testifies to the work of prominent otorhinolaryngologists, museum items which in a special way confirm their story and indicate their contribution to medicine and science. We would like to pay special attention to the sub-collection which was formed from 2018 to 2020, and includes items from the donation of the member of the Croatian Academy Sciences and Arts Ivo Padovan, especially the part which was presented to the public at Museum Night on January 29, 2021.

THE MUSEUM'S FIRST OTORHINOLARYNGOLOGY ACQUISITION - ŠERCER'S COLLECTION

The fundamental part of the museum's otorhinolaryngology collection was formed in 2016, following an incentive provided by Prof. Željko Poljak¹⁹ and efforts made by Prof. Ranko Mladina, who took over a large part of the ENT collection (that is, the museum) and the accompanying documentation from where it had been stored at the Zagreb School of Medicine. This complex

collection was used for educational and academic purposes and it consists of otorhinolaryngological medical drawings, such as educational posters, three-dimensional models, comparative-anatomy preparations, preparations in the pathology of the oesophagus (corrosion, perforation), the larynx (tumours), pathology-anatomy preparations, foreign bodies extracted from the airways, medical instruments and devices. The beginning of the collection goes all the way back to the nineteen twenties. The first ENT Clinic at 17 Draškovićeva Street in Zagreb (1921), managed by Prof. Dragutin Mašek (1866 – 1956), was a designed lecture hall with the seating capacity of one hundred. The wall above the lecture stand was intended for paintings, which were largely the work of Mašek's assistant Ante Šercer. The collections were also used for teaching and research purposes. They contained preparations from the anatomy of the ear, the nose and the throat, as well as a collection of comparative-anatomy preparations. Nevertheless, most of today's ENT collection exists due to the special efforts made by Prof. Ante Šercer (1896 - 1968), head of the ENT clinic in the period from 1929 to 1945. (Figure 1) For instance, Šercer used the collection of animal and human skull preparations in scientific research on the effects of the cranial base angulation and normal human posture. (Figure 2) When the Croatian Museum of Medicine and Pharmacy took over this valuable material, it was literally rescued from ruin as its

destiny was rather uncertain after the clinic was being relocated due to its reconstruction. Had it by any chance remained where it had originally been, it would surely have suffered consequences because the destructive Zagreb earthquake on March 22, 2020 severely damaged the School of Medicine, including the former ENT clinic building. Fortunately, at its new location in the temporary repository of the museum, Šercer's collection remained entirely safe from devastation. From 2017 until 2020, the collection was supplemented by Prof. Ranko Mladina's donation of his own work and the donated material from Ivo Padovan's legacy. Thus, the museum exhibits rounded the overview of the otorhinolaryngological content, the research interests of its representatives in given periods of time, the innovation, the instruments, the methodological approaches to teaching students, and it also opened up to the possibility of various interpretative approaches and presentations in the future. The uniqueness and wealth of the collections were an incentive for their inclusion in the concept and scenario of the Museum's permanent setup, which was initiated in 2016²⁰ and completed in 2018.²¹ The otorhinolaryngology collection will be officially presented in the exhibition entitled *The branches of medicine and medical spaces*. Besides the items from Šercer's collections, the exhibition will include the materials donated by Ranko Mladina²² and by the Padovan family.



Figure 1. A photo portrait of Ante Šercer with a dedication to Ivo Padovan, Zagreb, 25 October 1949, Croatian Museum of Medicine and Pharmacy, HAZU, inv. no. HMMF-3296/13



Figure 2. A preparation collection, a photograph from the album *Otorinolaringološka klinika u Zagrebu 1941* (Otorhinolaryngology Clinic in Zagreb 1941), Foto Donegani, 1941, Croatian Museum of Medicine and Pharmacy, HAZU, inv. no. HMMF-3148

IVO PADOVAN'S MEMORIAL COLLECTION

As much as Šercer's collection has been complex and important to us at the Museum since we took it over from the Zagreb School of Medicine in 2016, so was the legacy of Šercer's successor Ivo Padovan, an undisputed representative of otorhinolaryngology within both international frames and at home. Ivo Padovan's memorial collection became a part of the Croatian Museum of Medicine and Pharmacy due to a donation made by Ivica and Adriana Vincenca Padovan, who in the period between 2018 and 2020 bequeathed to the museum the items belonging to their husband and father – the renowned otorhinolaryngologist Ivo Padovan.

Ivica Padovan is Ivo Padovan's second wife, with who he had a daughter, Adriana Vincenca. She finished the Dubrovnik Music School and then, as a flautist, graduated from the Zagreb Academy of Music, Department of Wind Instruments, in the class of Professor Tinka Muradori, thus becoming a professional musician. During her studies, she also worked full time in the admissions office of the Central Institute for Tumours (today the Clinic for Tumours at the Clinical Hospital Centre Sisters of Mercy in Zagreb). Following a fifteen-year career in the opera, symphony and operetta orchestras (Dubrovnik, Mostar, Split, Zagreb), she dedicated herself to pedagogy at the Elly Bašić Music School in Zagreb, where she spent twelve years. (Figure 3)

Adriana Vincenca Padovan was born and lives in Zagreb. She graduated from the secondary school in Zagreb which specialises in mathematics and computer science and from the Elly Bašić Music School. She then received her bachelor's and doctoral degrees from the Zagreb Faculty of Law, followed by a master's degree from the International Maritime Law Institute at the International Maritime Organization in Malta, where she also worked as a teacher for a year. She works at the Adriatic Institute of the Croatian Academy of Sciences and Arts as a senior research associate and is engaged in scientific research in the field of maritime law. She also has many years of work experience in the economics related to maritime insurance. She is an associate professor of maritime and general traffic law at the Faculty of Law in Zagreb. (Figure 4)

The donated material from Ivo Padovan's legacy (Figure 5) certainly enables us to observe the continuity of activities in this area, both as a whole and by presenting its characteristic parts. The donation includes various items: Padovan's charters showing that he was a corresponding member (1956) and an honorary member (1963) of the German Otorhinolaryngological Society, a charter of completed courses in bronchoesophagology in Zagreb (1958) and Paris (1961); medical instruments, devices and equipment from his private otorhinolaryngology practice; pharmacy scales with weights; an otological teaching aid with



Figure 3. Ivica Padovan, the donor of the material heritage from Ivo Padovan's legacy



Figure 4. Adriana Vincenca Padovan, the donor of the material heritage from Ivo Padovan's legacy




Figure 5. Ivo Padovan, a photograph from the Padovan family private archives



Figure 6. A head mirror from Ivo Padovan's legacy, Croatian Museum of Medicine and Pharmacy, HAZU, inv. no. HMMF-3021

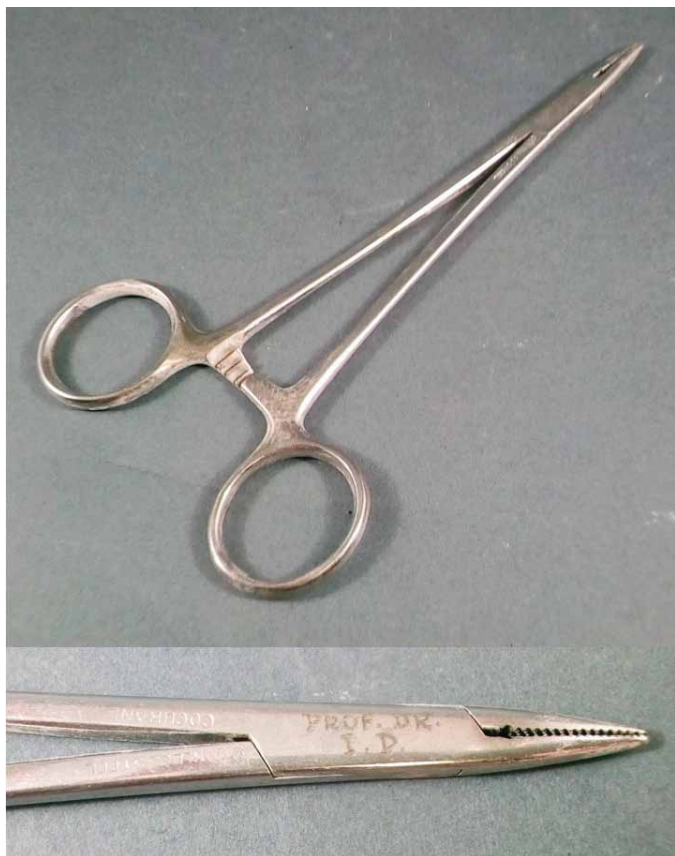


Figure 7. A hemostat ("Pean") from Ivo Padovan's legacy, with owner's engraving: PROF. DR. / I. P., Croatian Museum of Medicine and Pharmacy, HAZU, inv. no. HMMF-3063

cochlear models; boxes containing histological specimens; lecture slide boxes; medical drawings and photographs of clinical cases, schematic representations, graphs; photographs from various symposia; photographs edited as book illustrations; photographic portraits of world-known otorhinolaryngologists; photo albums; original illustrative material edited for a textbook in otorhinolaryngology for trainees and matrices for printing illustrations in that textbook; film, video, audio and audiovisual recordings on various media storing recordings of otorhinolaryngological surgeries and presentations at scientific conferences. (Figures 6-10) In addition to the museal material, the donation also includes accompanying documentary and printed material, as well as manuscripts, which include excerpts from Ante Šerčer's legacy, an application for a scientific project (1990), manuscripts (typescripts) and notes for academic papers, essays and lectures, manuscripts of scientific papers published in *Radovi Medicinskog fakulteta* (Medical School Papers) with the accompanying publications, a directory of medical institutions from around the world (type-script on cards), photocopies of papers cited in references, books, magazines, brochures and small print (business cards, invitations and more). This rich and diverse material clearly testifies to Ivo Padovan's extensive clinical, scientific and educational work and is the starting point for future research on his contribution and achievements in the development of Croatian otorhinolaryngology in the second half of the twentieth century.

Ivo Padovan (1922 - 2010), a renowned Croatian otorhinolaryngologist, full member of the Department of Medical Sciences of the Croatian Academy of Sciences and Arts and its long-term vice president and president, founder of the League Against Cancer and the Central Tumour Institute, one of the founders of clinical audiometry, was mostly engaged with diagnosing and treating malignant tumours and aesthetic-reconstructive surgery. He finished primary school in his native Korčula, and attended the classical grammar school in Dubrovnik and Zagreb. In 1944 he joined the partisans, and in February 1945 he was assigned to serve in the partisan hospital in Podgarić near Čazma. After the war ended, he returned to Zagreb, where he continued his medical studies and where he graduated on July 5, 1947.²³ He completed his specialisation in otorhinolaryngology in 1950. From 1952 he worked in the ENT department of the General Hospital "Dr. Mladen Stojanović" (today the Clinical Hospital Centre of the Sisters of Mercy), with Professor Šerčer, which he mentioned in a book he wrote about Šerčer when he was the president of the Croatian Academy of Sciences and Arts.²⁴ From 1966 to 1988, he was head of the Clinic for Otorhinolaryngology and Cervicofacial Surgery. He was the co-founder of the Institute for Research and Protection of the Ear and Respiratory Organs in 1961 and the first Institute for Thalassotherapy and Treatment of Respiratory Organs in Crikvenica. It was according to the projects he worked on that the Audiotstrob-Padovan device



Figure 8. A box with histological preparations from Ivo Padovan's legacy, Croatian Museum of Medicine and Pharmacy, HAZU, inv. no. HMMF-3131



Figure 9. A box with medical instruments from Ivo Padovan's legacy, Croatian Museum of Medicine and Pharmacy, HAZU, inv. no. HMMF-4789



Figure 10. Photographs from the symposium Aktualni problemi mikrokirurgije uha (Current issues regarding ear microsurgery), Zagreb, 6 September 1971, Croatian Museum of Medicine and Pharmacy, HAZU, inv. no. HMMF-4831

was designed for diagnosing respiratory diseases and the physiology of the voice generator. He studied at numerous clinics in France, Austria, Germany, Switzerland, Great Britain and Russia. He was one of the founders of clinical audiometry, engaged in aesthetic-reconstructive surgery and the diagnosis and treatment of malignant tumours. His pilot project from 1966 resulted in the establishment of the League Against Cancer, and he is one of the founders of the Central Institute for Tumours and similar diseases, which started operating in 1968. He was a member of both professional and scientific organizations in the United States, Great Britain, France and Switzerland, and for eight years he was also a member of the Council of the International League Against Cancer.²⁵ (Figure 11)




Figure 11. Dr. Ivo Padovan's visit to RPMI on 27 August, 1982: Dr. Donald P. Shedd, Dr. Kumao Sako, Dr. Ivo Padovan, c/b photograph, Croatian Museum of Medicine and Pharmacy, HAZU, inv. no. HMMF-3278

In 1975 he became an associate member and from 1983 a full member of the Department of Medical Sciences at the Croatian Academy of Sciences and Arts. From 1989 he was the secretary of the Department of Medical Sciences at the Academy, from 1991 to 1997 vice president, and, serving two terms, from 1998 to 2004, he was the president of the Croatian Academy of Sciences and Arts.²³

Ivo Padovan's first wife was Smiljka Rajski Padovan, a doctor and head of the Eye Clinic of the Zagreb Clinical Hospital of the Sisters of Mercy (since 1987). They had a daughter, Ranka Štern Padovan, who also became a doctor and was head of the Department of Radiology at the Zagreb School of Medicine and head of the Clinical Department of Diagnostic and Interventional Radiology at the Zagreb University Hospital Centre from 1997 to 2015.

The donated material is a rare example of preserved material evidence of this doctor's work, exhibiting a wide range of Padovan's activities within the profession, but also a special social and

cultural engagement outside of clinical work, as part of the establishment and development of medical institutions and similar. It is a diverse and interesting medical heritage that will certainly be a good starting point for preparing the museum's thematic exhibitions in the future. Until then, for the purposes of this review, we will single out only one part of the collection, a rare example of a preserved recording of a filmed surgery performed by Ivo Padovan in 1954. This digitised film was shown at the Museum Night on January 29, 2021.

A DIGITIZED FILM RECORDING OF A 1954 MIDDLE EAR SURGERY PRESENTED AT THE 2021 DIGITAL MUSEUM NIGHT

Museum Night is a globally popular event held in museums across Europe once a year. It started in Germany in 1998, and since 2005 it has grown into a large-scale European event. Museums are open until late at night on the day, various programs and events are organised, and entrance is free of charge. Museum Night has been held in Croatia since 2005, as organised by the Croatian Museum Society, while the initiators and managers of the event are Dubravka Osrečki Jakelić and Vesna Jurić Bulatović. The program began with a pilot project for six museums in Zagreb, and then started covering an increasing number of museums and other heritage institutions over the years. It now reached 100 cities, 210 participating institutions and 360,000 visitors. The activities organised for Museum Night encourage the recognition of museums as dynamic institutions which connect people with information sources from all around the world and with the ideas and creativity they seek: recognising the museum as an institution which makes the wealth of human expression and cultural diversity available to all users and all media, encouraging activities which develop curiosity as a motive to visit a museum, supporting the museum as an institution of knowledge, but also a space for fun and meaningful leisure.²⁶⁻³⁴

Every year, a new main theme of the Museum Night comes to life, developed by the participating institutions in accordance with their mission, possessions and presentation possibilities. Given the circumstances of the pandemic and the earthquakes, Museum Night 2021 was made digital. Therefore, in accordance, the Croatian Museum of Medicine and Pharmacy decided to participate with a special segment of the Padovan legacy: the film recording of a middle ear surgery from 1954 was presented on the event's digital platform, with an accompanying informative text which was also published on the Croatian Museum of Medicine and Pharmacy website and Facebook. The surgery was performed by Ivo Padovan and filmed by Mihovil Pansini in 1954 at the Otolaryngology Department of the General Hospital "Dr. Mladen Stojanović" in Zagreb (today the Clinic for Otorhinolaryngology and Head and Neck Surgery at the Clinical Hospital Centre Sisters of Mercy). Although the film entered the medical

sphere very early in our area, especially after the founding of the photo-film laboratory at the School of Public Health, which opened in 1927, the first films were primarily dedicated to public health and health education campaigns, and related to preventive medicine as part of the activities of this institution. Films which deal with surgical procedures in other Croatian hospital centres are much rarer. Among the early representatives of this type is certainly the film recording of the middle ear surgery, directed by Mihovil Pansini in 1954. A digital copy of the film, together with the original film tape, is today stored in the Croatian Museum of Medicine and Pharmacy at the Croatian Academy of Sciences and Arts as part of Ivo Padovan's legacy. It was originally an 8-millimetre black-and-white silent film which lasted for five minutes and seven seconds. (Figure 12)

The film shows a middle ear surgery performed under local anaesthesia at the Zagreb ENT clinic. The cameraman was the Croatian film director and otorhinolaryngologist Mihovil Pansini (1926-2015), who made his debut with the amateur film *Gospodin doktor* (Mister Doctor) a year earlier and was active in the Zagreb Cinema Club. The surgery was performed by the then young otorhinolaryngologist and employee of the Šercer clinic Ivo Padovan (1922-2010). The film was shot at the Department of Ear, Nose and Throat Diseases at the Zagreb Clinical Hospital

Centre Sisters of Mercy, which was at the time managed by the prominent Croatian representative of otorhinolaryngology Ante Šercer (1896 - 1968), internationally recognized for the discovery of nasothoracic reflexes, the interpretation of nasal septal deformities and otosclerosis, as well as aesthetic and reconstructive procedures of the nose and earlobes.

This is a demonstration of a routine surgery which took place in the area of the middle ear, that is, the area the size of a pea, so the visibility itself is limited, but the cameraman's technical capabilities greatly contributed to making this film even possible to produce. Although the image is entitled *Transmeatal approach to the middle ear cavity*, it is clear that the approach is combined with retroauricular notches and separation of the skin and subcutaneous tissue from the so-called mastoid process and the temporal bone. Unfortunately, no documentation was left on the indications of this procedure (diagnosis of the patient in the film) or information on the purpose (documentation, education, archives, amateur recording) of the recording. We can assume that the production of this film was part of the early activities of the photo-cinema laboratory founded and ran by Mihovil Pansini within the Clinic of Otorhinolaryngology, which dealt with professional and scientific film and photography, and documentary, animated, educational and other films. On the other

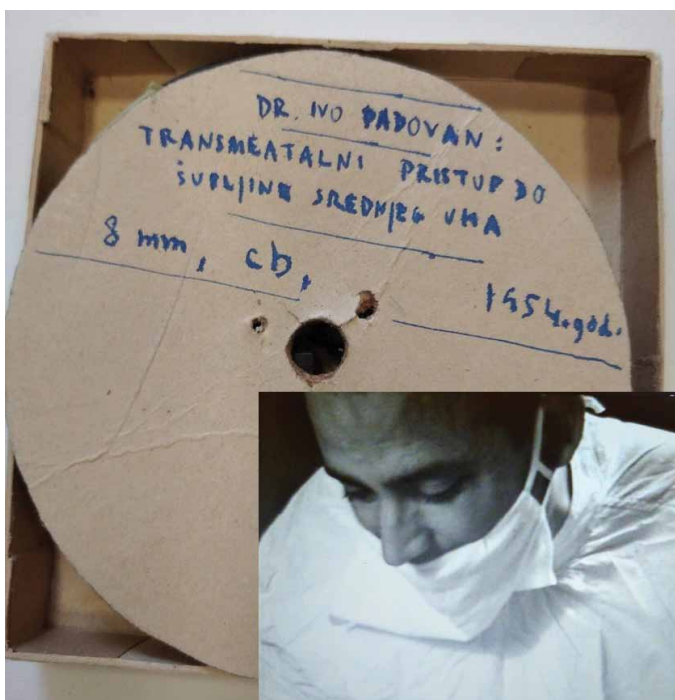


Figure 12. Dr. Ivo Padovan: A transmeatal access to the middle ear cavity, the original 8-millimetre black and white film, recorded by Mihovil Pansini, Zagreb, 1954, Croatian Museum of Medicine and Pharmacy, HAZU, inv. no. HMMF-4790

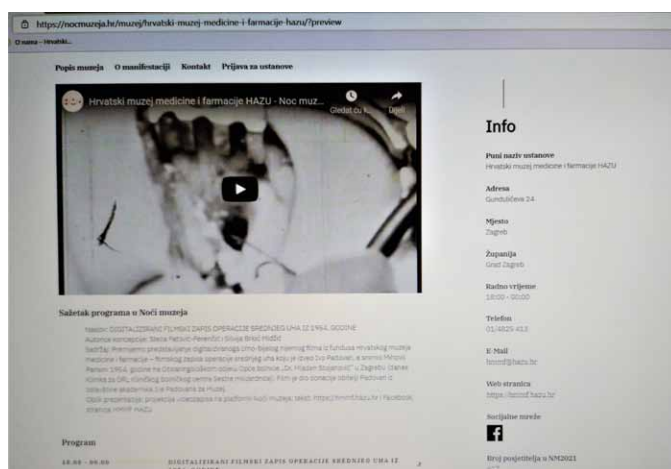


Figure 13. The program of the Croatian Museum of Medicine and Pharmacy including the film made available on the Museum Night digital platform, 29 January 2021

hand, this testimony of the routine surgical work performed by an employee of the famous Šercer clinic, Ivo Padovan, who later become internationally known for his achievements and innovations in the field of surgical procedures, and Mihovil Pansini, who in addition to audiology and vestibulology later dealt with verbotonal rehabilitation, speech, sensory and communication and continuous film amateurism, is a real gem of our medical and cultural heritage. The digitisation of this film was the result of the efforts made by the members of Ivo Padovan's family, due to who a large part of Padovan's filmed surgeries reached the Croatian Museum of Medicine and Pharmacy at the Croatian Academy of Sciences and Arts.

As part of the Museum Night, the digital copy of the above mentioned film caught the interest of more than six hundred visitors who viewed the program on January 29, 2021 on the Museum Night digital platform (Figure 13) and over four hundred visitors on the Croatian Museum Society's YouTube channel. The announcement of the film's premiere on Museum Night was also shared on the official website of the Croatian Medical Chamber. There is no doubt that this kind of content, which tells the story of Croatian medical greats or Croatian biomedical achievements are desired among the Croatian population, and the Croatian Museum of Medicine and Pharmacy at the Croatian Academy of Sciences and Arts certainly has something to offer. Therefore, we hope and believe that one day this institution will come to life in its own exhibition space and will continue to attract many visitors with its displays and curiosities.

REFERENCES:

1. Brkić Midžić S. Novi muzej u sastavu Hrvatske akademije znanosti i umjetnosti – Hrvatski muzej medicine i farmacije. *Glasnik HAZU* 2016;2(3-4):42-5.
2. Brkić Midžić S. A New Museum within the Croatian Academy of Sciences and Arts and the First of the Kind in Croatia: the Croatian Museum of Medicine and Pharmacy. *AMHA* 2016;14(2):201-10.
3. Brkić Midžić S. Hrvatski muzej medicine i farmacije HAZU – osnutak, poslanje i fundus. *Medix* 2020; 26(142):39-41.
4. Maroević I. Uloga muzealnosti u zaštiti memorije. *Informatica museologica* [Internet]. 1996 [accessed 11 Jan 2021];27(3-4):56-59. Available at: <https://hrcak.srce.hr/143193>.
5. Pećina M, Fatović-Ferenčić S, Brkić Midžić S. Izjava o poslanju Hrvatskog muzeja medicine i farmacije HAZU. Interni dokument. Zagreb, 2016.
6. Pravilnik o stručnim i tehničkim standardima za određivanje vrste muzeja, za njihov rad, te za smještaj muzejske građe i muzejske dokumentacije, NN 30/2006, čl. 26.
7. Fatović-Ferenčić S, Brkić Midžić S. Kaštel na vrhuncu: oglašavanje i ambalaža lijekova tvornice Kaštel u Zagrebu 1930-ih i 1940-ih. Zagreb: Croatian Academy of Sciences and Arts; 2016.
8. Brkić Midžić S. *Medicina Sacra: štovanje svetaca zaštitnika i duhovna dimenzija medicine*. Zagreb: Ustanova URIHO; 2016.
9. Fatović-Ferenčić S, Brkić Midžić S. *Muzejski vremeplov: Zbirka narodne medicine Hrvatskog muzeja medicine i farmacije – dio naslijeđa prvoga hrvatskog muzeja medicine*. Zagreb: Croatian Academy of Sciences and Arts; 2017.
10. Fatović-Ferenčić S, Brkić Midžić S. *Diplome hrvatskih liječnika iz Zbirke diploma i povelja Hrvatskog muzeja medicine i farmacije HAZU*. Zagreb: School of Medicine, University of Zagreb; 2017.
11. Fatović-Ferenčić S, Brkić Midžić S. *Diplome i povelje hrvatskih farmaceuta iz zbirke Hrvatskog muzeja medicine i farmacije HAZU*. Zagreb: Croatian Academy of Sciences and Arts, Croatian Pharmaceutical Society; 2019.
12. Hrvatski muzej medicine i farmacije HAZU [Internet]. Available at: <https://hmmf.hazu.hr> [accessed 11 Jan 2021].
13. Hrvatski muzej medicine i farmacije HAZU [Internet]. Available at: <https://www.facebook.com/Hrvatski-muzej-medicine-i-farmacije-HAZU-1821994688078134/> [accessed 11 Jan 2021].
14. Šola T. *Eseji o muzejima i njihovoj teoriji: prema kibernetičkom muzeju*. Zagreb: Croatian National Committee ICOM; 2003.
15. Adžić V. Dva nova predmeta u fundusu Hrvatskog muzeja medicine i farmacije HAZU. *Farm Glas* 2017; 73(3):191-5.
16. Adžić V. Donacija iz ostavštine farmaceutske obitelji Efendić za Hrvatski muzej medicine i farmacije HAZU. *Farm Glas* 2017;73(7-8):535-40.
17. Slavić T. Donacijom obitelji Gojmerac iz ostavštine Hrvoja Tartalje obogaćen fundus Hrvatskog muzeja medicine i farmacije HAZU. *Farm Glas* 2018;74(7-8):531-4.
18. Brkić Midžić S, Fatović-Ferenčić S. A donation from the legacy of Sergije Dogan in the collections of the Croatian Academy of Sciences and Arts. *Rad HAZU Medicinske znanosti* 2020;(544=52-53):98-104 [Internet]. Available at: <https://doi.org/10.21857/90836c700y> [accessed 11 Jan 2021].
19. Poljak Ž. Prvi medicinski muzej u Hrvatskoj: tužaljka u riječi i slici, s nadom u sretan kraj. *Liječničke novine* 2015;14(141):62-64.
20. Fatović-Ferenčić S, Brkić Midžić S, Laszlo Ž. *Hrvatski muzej medicine i farmacije Hrvatske akademije znanosti i umjetnosti u Zagrebu: muzeološka koncepcija* [unpublished report]. Zagreb: Conservum, 2016.
21. Laszlo Ž, Fatović-Ferenčić S, Kuhar M, Brkić Midžić S. *Scenarij stalnog postava Hrvatskog muzeja medicine i farmacije HAZU: radni materijali za internu uporabu*. Zagreb: Croatian Academy of Sciences and Arts; 2018.
22. Slavić T. *Doprinos otorinolaringologa prof. dr. sc. Ranka Mladine za budući stalni postav Hrvatskog muzeja medicine i farmacije HAZU*. *Informatica Museologica* 2018;49:196-8.
23. Kusić Z. Akademik Ivo Padovan, predsjednik Hrvatske akademije znanosti i umjetnosti. U: Pećina M, ur. *Ivo Padovan: 1922. – 2010. Spomenica preminulim akademikima*, sv. 172. Zagreb: Croatian Academy of Sciences and Arts; 2012, pp. 13-24.
24. Padovan I. *Život i djela Ante Šercera*. Zagreb: Nakladni zavod Globus; 1997.
25. Padovan, Ivo. *Hrvatska enciklopedija, mrežno izdanje. Leksikografski zavod Miroslav Krleža*, 2020 [Internet]. Available at: <http://www.enciklopedija.hr/Natuknica.aspx?ID=46095> (accessed 2 Feb 2021).
26. Hrvatsko muzejsko društvo, *Noć muzeja* [Internet]. Available at: <https://hrmud.hr/noc-muzeja/>, <https://nocmuzeja.hr> (accessed 2 Feb 2021).
27. Brkić S. *Akcija Noć muzeja – Zagreb, Kastav, Rijeka, Dubrovnik, Split, Karlovac, Osijek*, 26./27. siječnja 2007. *Vijesti muzealaca i konzervatora* 2007;(1-4):7-13.
28. Brkić S. *Noć muzeja 2008*. *Vijesti muzealaca i konzervatora* 2008;(1-4):31-6.
29. Brkić S. *Noć muzeja 2009*. *Vijesti muzealaca i konzervatora* 2009;(1-4):105-6.
30. Soprano F. *Noć muzeja 2010*. *Vijesti muzealaca i konzervatora* 2010;(1-4):128-31.
31. Soprano F. *Noć muzeja 2011*. *Vijesti muzealaca i konzervatora* 2011;(1-2):20-3.
32. Soprano F. *Više od 300.000 posjetitelja Noći muzeja 2013*. *Vijesti muzealaca i konzervatora* 2013:82-5.
33. Soprano F. *Noć muzeja 2014*. *Vijesti muzealaca i konzervatora* 2014:90-2.
34. Soprano F. *Noć muzeja 2015*. *Vijesti muzealaca i konzervatora* 2015:65-70.